

MANIACCESS ■ 150 AETJ L



Self-propelled electric articulating boom lift

- Working height : 15.30 m
- Max. outreach : 7.80 m
- Up and over : 7.00 m
- Weight : 5 910 kg



150 AETJ L

↑ Working height15.30 m
Platform height13.30 m
Horizontal outreach7.80 m
Up and over clearance7.00 m
Jib movement+70° / -70°
Basket rotation140°
Turret rotation355°

Platform capacity230 kg/2 peoples
External use45 km/h
 (Maximum allowed wind speed)
Basket size1.20 x 0.96 m

① Width1.75 m
② Length5.96 m
③ Stowed length (storage)4.40 m
④ Height1.97 m
⑤ Stowed height (storage)2.08 m

⑥ Turning radius inside1.97 m
⑦ Turning radius outside4.27 m
⑧ Turning radius outside (basket)4.89 m
⑨ Ground clearance0.14 m
⑩ Wheel base2.00 m
Drive speed5.0 km/h
Working speed0.6 km/h

Gradeability26%
Maximum slope accepted5% or 3°

Weight5 910 kg

Tires0.60 x 0.19 m
Wheel steer2 (front)
Wheel drive2 (back)

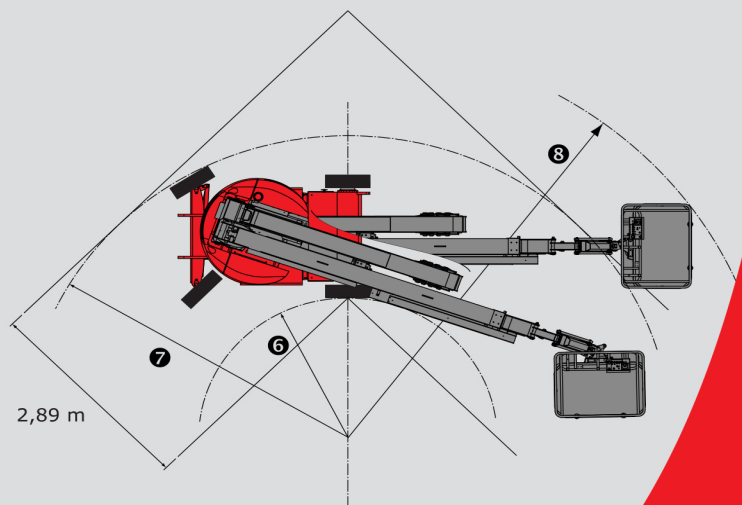
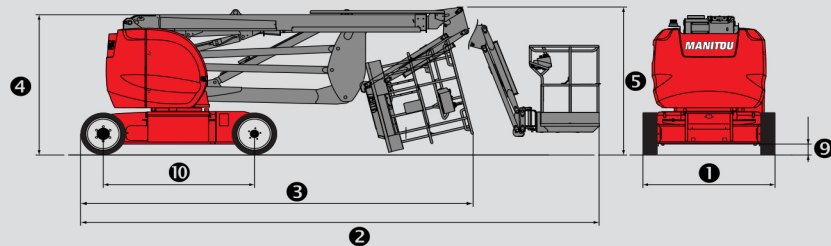
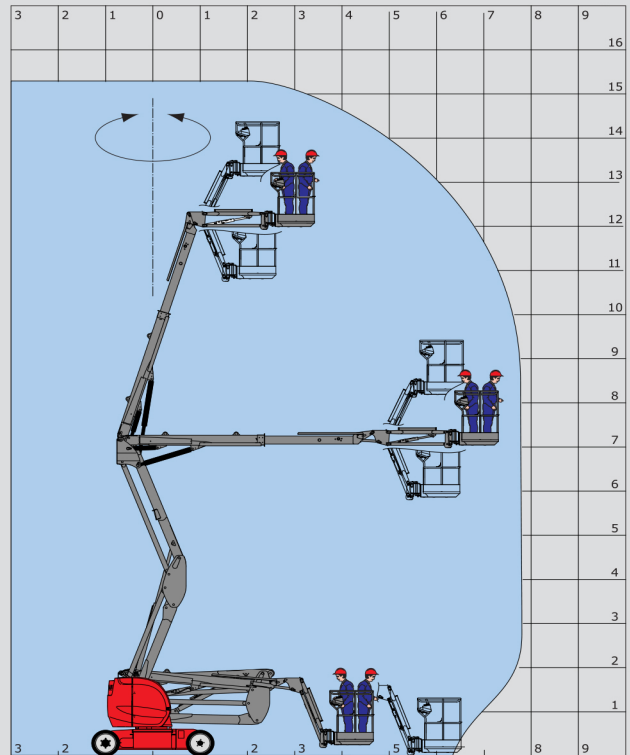
Batteries300 Ah / 2x24 V
Battery charger45 Ah / 48 V

Standard equipment

- Protected control basket panel
- Electrical battery traction
- Negative brakes
- Lifting brackets
- Hour meter
- Warning buzzer in the basket
- 220 V predisposal
- Voltage indicator
- Safety manual pump
- Basket with mesh floor
- Bus CAN technology
- Diagnostic help integrated
- Dual electrical motors
- Integrated charger

Options

- Rubber and no marking tires
- High capacity battery (360 Ah)
- Electric plug in the platform with circuit breaker (230 V)
- Flashing light
- Drive alarm
- All motion alarm



The equipment supplied with each model may differ from that described in this leaflet.
 For more details, contact your MANITOU dealer

