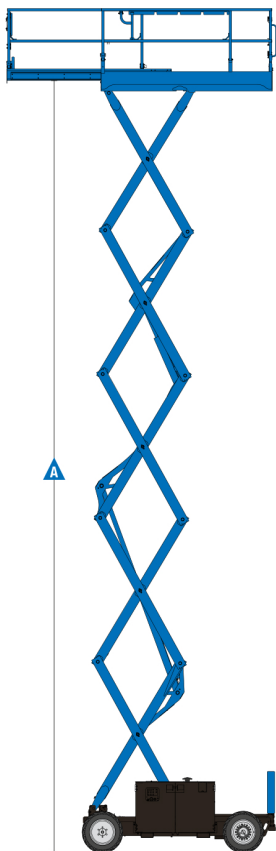
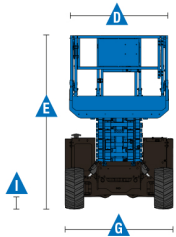
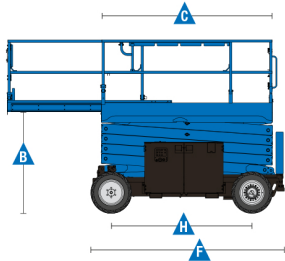




Self-Propelled Scissor Lifts

GS-4069 DC

Specifications



Models	GS-4069 DC
Measurements	Metric
Working height maximum*	14.02 m
A Platform height maximum	12.2 m
Drive height	12.2 m
B Platform height - stowed	1.65 m
C Platform length - outside	2.79 m
extended	4.32 m
Slide-out platform extension deck	1.52 m
D Platform width - outside	1.6 m
Toeboard height	0.15 m
E Height - stowed	2.74 m
rails lowered	2.08 m
F Length - stowed	3.12 m
platform extended	4.5 m
with outriggers	3.76 m
G Width	1.75 m
H Wheelbase	2.29 m
A Ground clearance - center	0.24 m

Productivity

Maximum platform occupancy**	3
Lift capacity	363 kg
Extension deck capacity	136 kg
Drive height	
Drive speed - stowed	7.2 km/h
Drive speed - raised	0.5 km/h
Gradeability - uphill stowed***	35%
- downhill stowed***	15%
Maximum outrigger leveling:	
front/back uphill	
side to side	
Turning radius - inside	2.11 m
Turning radius - outside	4.6 m
Raise/lower speed	61 / 28 sec
Non-marking tires - rough terrain	30 x 66 cm

Power

Power source	48V DC (eight 6V batteries, 315 Ah capacity)
Hydraulic system capacity	68.1 L

Weight****

	4,924 kg
--	----------

Standards Compliance

ANSI A92.6, CSA B354.2, CE Compliance, AS 1418.10

* The metric equivalent of working height adds 2 m to platform height. U.S. adds 6 ft to platform height.

** CE/AUS markets: GS™-3369 and GS™-4069 are limited to 2 person platform occupancy when used outdoors.

*** Gradeability applies to driving on slopes. Gradeability may vary depending on the weight of options installed on machine. See operator's manual for details regarding slope ratings.

**** Weight varies depending on options and country standards.