



MLT & MLT-X 960

INDUSTRIAL and AGRICULTURE HANDLING solutions



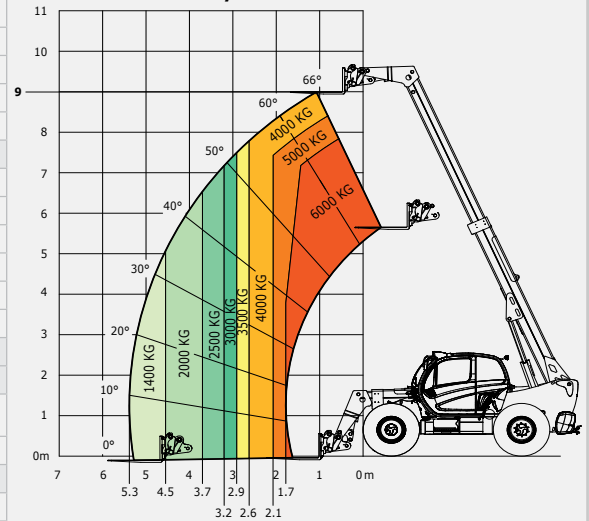


MLT & MLT-X 960

| | MLT 960 | MLT-X 960 |
|---|---|--------------------|
| Lifting | | |
| Max. capacity | | 6000 kg |
| Max. lifting height | | 9 m |
| Max. outreach | | 5.3 m |
| Reach at max. height | | 1.1 m |
| Break-out force with bucket | | 7300 daN |
| Unladen time | | |
| Lifting | | 8.5 secs |
| Lowering | | 6.5 secs |
| Extension | | 7 secs |
| Retraction | | 6 secs |
| Crowd | | 3.8 secs |
| Dump | | 3.6 secs |
| Tyres | | 500/70 - R24 |
| Braking | | |
| Service brake | hydraulic oil immersed multi-disc braking on front/rear axles | |
| Parking brake | automatic negative handbrake on the front axle | |
| Engine | | |
| | JOHN DEERE | |
| Type | 4045 PWX 104 kW St.IIIB | 4045 - PWX St.IIIA |
| Cubic capacity | 4500 cm ³ | |
| Power | 141 HP - 104 kW | 137 HP - 102 kW |
| Max. torque | 534 Nm - 1500 rpm | 545 Nm - 1500 rpm |
| Injection | direct | |
| Cooling | water | |
| Laden drawbar pull | 10000 daN | |
| Transmission | | |
| Gearbox | CVT DANA 318 | |
| Reversing shift | electrohydraulic control | |
| Max. travel speed (may vary according to applicable regulations) | 40 kph | |
| Hydraulics | | |
| | swashplate piston pumps electronically controlled variable cubic capacity | |
| Pump | 180 l/min - 270 bar | |
| Control valve | Rexroth | |
| Capacities | | |
| Hydraulic oil | 153 l | |
| Fuel | 135 l | |
| Unladen weight (with forks) | 11400 kg | |
| Dimensions | | |
| 1. Ground clearance | 0.45 m | |
| 2. Overall length to carriage | 6.1 m | |
| 3. Wheelbase | 3 m | |
| 4. Overall width of cab | 0.995 m | |
| 5. Overall width | 2.48 m | |
| 6. Overall height | 2.53 m | |
| 7. Turning radius (over tyres) | 4.3 m | |
| 8. Turning radius (with forks) | 5.49 m | |
| Standard forks (length x width x thickness) | 1200 x 200 x 60 mm | |
| Noise and vibration | | |
| Noise at driving position (LpA) | 80 dB | |
| Environmental noise (LwA) | 105 dB | |
| Vibration to whole hand/arm | < 2.5 m/s ² | |

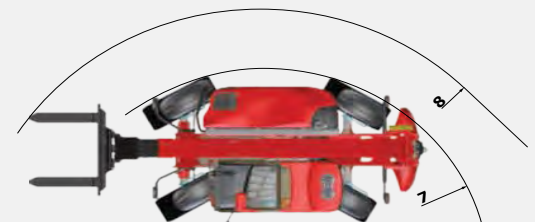
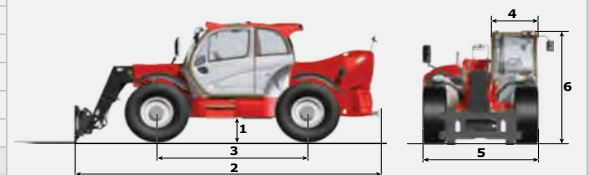
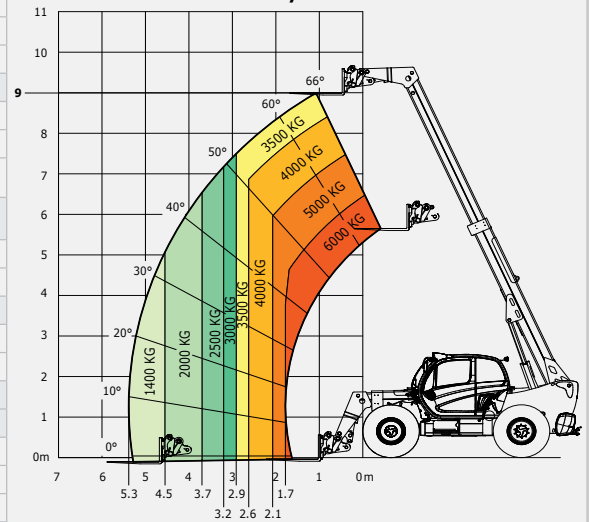
Industrial load chart
standard EN1459 A

Machine on tyres with forks - CDG 600mm



Rough terrain load chart
standard EN1459 B

Machine on tyres with forks



This brochure describes versions and configuration options for MANITOU products which may be fitted with different equipment. The equipment described in this brochure may be standard, optional or not available depending on version. MANITOU reserves the right to change the specifications shown and described at any time and without prior warning. The manufacturer is not liable for the specifications given. For more information, contact your MANITOU dealer. Non-contractual document. Product descriptions may differ from actual products. List of specifications is not comprehensive. The logos and visual identity of the company are the property of MANITOU and may not be used without authorisation. All rights reserved. The photos and diagrams contained in this brochure are provided for information only.

MANITOU BF SA - Limited company with board of directors - Share capital: 39,547,824 euros - 857 802 508 RCS Nantes





Your nearest **MANITOU** dealer:



9545 Concession 6N
Mount Forest, ON
NOG 2L0

519.323.4289

www.maplelanefarmservice.ca



Head office:

B.P. 249 - 430 rue de l'Aubinière - 44158 Ancenis Cedex - France

Tel: 00 33 (0)2 40 09 10 11 - Fax: 00 33 (0)2 40 09 10 97

www.manitou.com