



Self-Propelled Telescopic Booms

SX™-105 XC™

Specifications

Models	SX-105 XC
Measurements	Metric
Working height maximum*	34.00 m
Platform height maximum	32.00 m
Horizontal reach maximum	24.38 m
Below ground reach	2.69 m
▲ Platform length - 8 ft model	0.91 m
▲ Platform length - 6 ft model	0.76 m
▲ Platform width - 8 ft model	2.44 m
▲ Platform width - 6 ft model	1.83 m
▲ Height - stowed	3.05 m
▲ Length - stowed	14.25 m
▲ Length - transport (jib tucked under)	12.19 m
▲ Width - axles retracted	2.49 m
▲ Width - axles extended	3.94 m
▲ Wheelbase	4.11 m
▲ Ground clearance - center	38.1 cm

Productivity

Maximum lift capacity - unrestricted	300 kg
- restricted	454 kg
Platform rotation	160°
Vertical jib rotation - up/down	135°
Turntable rotation	360° continuous
Turntable tailswing - axle retracted	0.56 m
Turntable tailswing - axle extended	1.02 m
Drive speed - stowed	4.9 km/h
- raised (below 125 ft)	0.6 km/h
Gradeability - stowed**	40%
Turning radius - axle retracted: inside	8.03 m
outside	9.96 m
Turning radius - axle extended: inside	2.90 m
outside	6.17 m
Controls	12 V DC proportional
Tyres - RT foam filled	445D50/710HD

Power

Power source	Deutz TD 2011 L04i turbo diesel 4 cylinder 74 hp (55 kW) Stage IIIA Deutz TCD2.2 L3 turbo diesel 3-cylinder 74hp (55 kW) Stage V
Auxiliary power unit	12 V DC
Hydraulic tank capacity	208 L
Fuel tank capacity	151 L

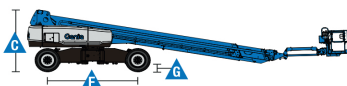
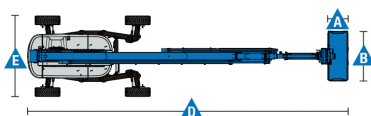
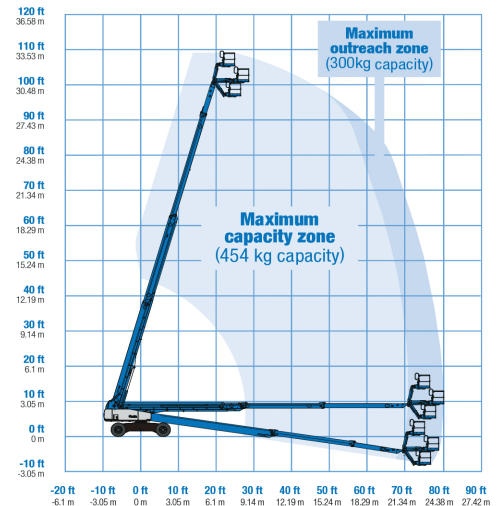
Weight***

4WD	19,300 kg
-----	-----------

Standards Compliance

EU Directives: 2006/42/EC - Machinery (harmonized standard EN 280:2013+A1:2015); 2004/108/EC (EMC); 2000/14/EC (Outdoor Noise)

Range Of Motion SX-105 XC



* The metric equivalent of working height adds 2 m to platform height.

** Gradeability applies to driving on slopes. See operator's manual for details regarding slope ratings.

*** Weight will vary depending on options and/or country standards.