

# URW-376 (2.9t x 2.5m)

- Total width 1.3m
- Max working radius 14.45m
- Diesel powered and optional mains electric
- Zero length increase with electric option
- Operator control of outrigger extension
- Intelligent voice warning system
- Radio remote control as standard
- Working area limitation
- Slew limitation (optional)
- Intelligent throttle activation for economy and ecology



Safe load indicator

Max Boom Length 14.61m

Max Lifting Height 14.9m

Capacity 2.9t x 2.5m

Weight 3850 - 4000kg

Optional fly jib & searcher hook

Lifting capacity	700kg (max)
Length	2017mm
Weight	50kg
Tilt angles	0°, 20°, 40°, 60°



The URW-376 UNIC mini crane features a six-section hydraulic boom to allow a maximum working radius of 14.45m. This mid-capacity spider crane can be controlled either from the onboard operators seat or from a distance using a radio remote control, or optional radio remote control with digital feedback.

## REMOTES



Standard radio remote control



Optional radio remote control with digital feedback

## CRANE SPECIFICATIONS

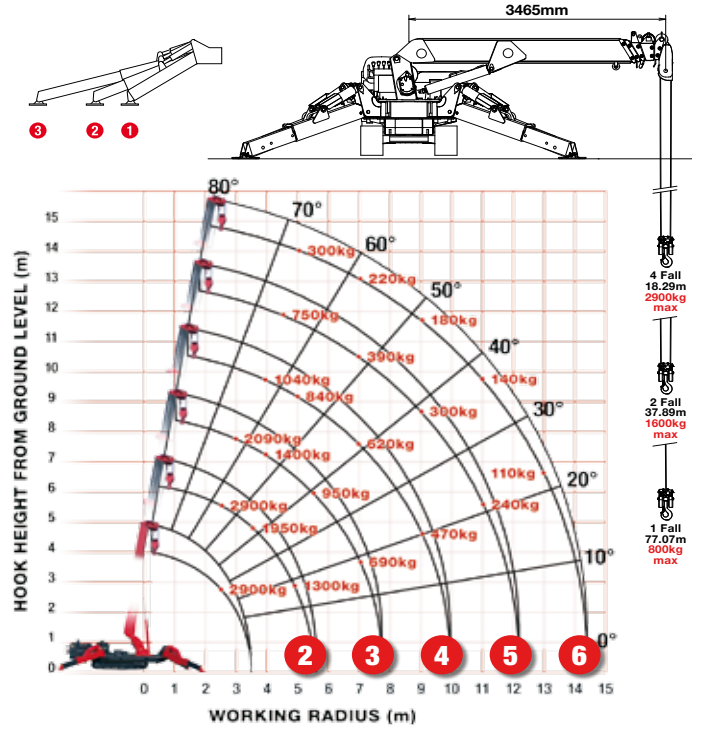
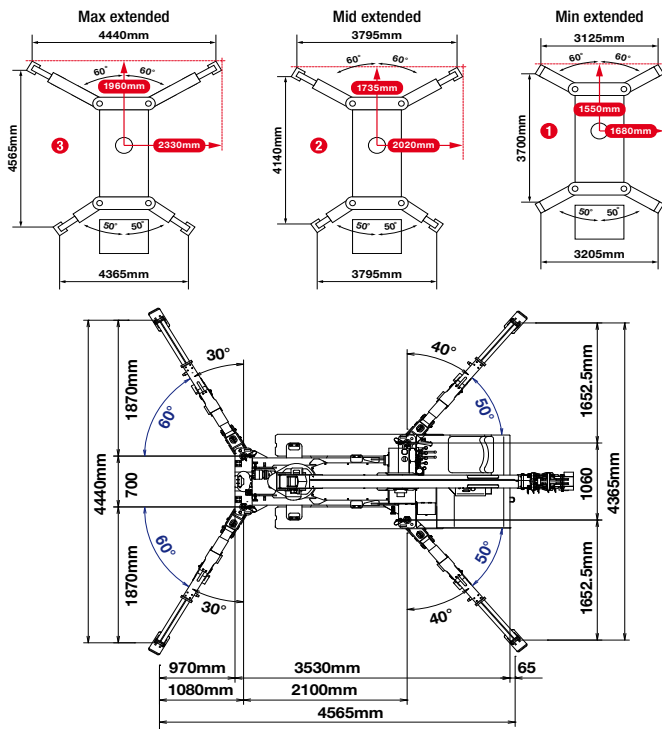
Crane capacity	capacity:	2.9t x 2.5m
Max working radius	max:	14.45m
Max lifting height	approx:	14.9m (16.63m with fly jib, 17.33m with fixed hook)
Rope length	max:	18.29m (4 fall), 37.89m (2 fall), 77.07m (1 fall)
Dimensions	folded:	4340mm (l) x 1300mm (w) x 1800mm (h)
Weight	unladen:	3850kg (4000kg with electric option)
Point loadings	Due to the many variables involved, point loadings are only available on request	
Hook speed	approx:	17m/min (with 4 layers and 4 falls)
Telescopic system	boom length:	3.63 - 14.61m
	telescoping speed:	10.98m/23 seconds
	boom type:	6 section hydraulically telescoping boom, hexagonal box construction
Derricking angle/speed	approx:	0 - 80°/10 seconds
Slewing angle/speed	approx:	360° (continuous) 2.5min rpm
Traction system	drive:	hydrostatic 2-speed, stepless forward and reverse
	travel speed:	0-3km/h
	gradeability:	± 20° (vertical) 20° (traverse)
	track ground length:	1750mm
	track ground pressure:	36kPa (0.37kg/cm <sup>2</sup> )
	track width:	300mm
Engine	manufacturer:	Mitsubishi / Yanmar
	fuel:	diesel (electric dual power option)
	maximum output:	18kW (24.5PS) / 2100min rpm
	starting method:	electric
	tank capacity:	40 litres
Electric motor	power:	7.5kW
	voltage:	400v AC 50/60Hz
Standard equipment	computer controlled moment limiter (safe load indicator), radio remote control, overwinding alarm, computer controlled intelligent voice warning system, multi-function operation by radio remote control, intelligent throttle activation, automatic hook slow, overload warning alarms, overload warning lamps, working area limitation	
Optional equipment	1 fall hook block, 2 fall hook block, mains electric dual power (400v), low marking tracks, slew limitation, searcher hook small 500kg, searcher hook 700kg, fly jib 700kg with single part line, radio remote control with feedback display, data logging	



# MINI SPIDER CRANE



## RATED LOADS & OUTRIGGER POSITIONS



### SECOND STAGE EXTENDED 3.63 - 5.85 BOOM LENGTH

Working radius	m	up to 2.0	2.5	3.0	3.5	4.0	4.5	5.0	5.69	
Outrigger	Max-extended	kg	2,900	2,900	2,350	1,950	1,670	1,450	1,300	1,070
	Mid-extended	kg	2,900	2,900	2,320	1,920	1,570	1,250	990	770
	Min-extended	kg	2,900	2,900	2,170	1,500	1,120	900	720	470

### THIRD STAGE EXTENDED 5.85 - 8.04M BOOM LENGTH

Working radius	m	up to 2.7	3.0	3.5	4.0	4.5	5.0	5.5	6.0	7.0	7.88	
Outrigger	Max-extended	kg	2,240	2,090	1,650	1,400	1,220	1,070	950	840	690	590
	Mid-extended	kg	2,240	2,060	1,650	1,390	1,170	1,000	820	640	450	370
	Min-extended	kg	2,240	2,060	1,570	1,220	1,020	830	650	510	300	190

### FOURTH STAGE EXTENDED 8.04 - 10.23M BOOM LENGTH

Working radius	m	up to 4.0	4.5	5.0	6.0	7.0	8.0	9.0	10.07	
Outrigger	Max-extended	kg	1,040	930	840	730	620	520	470	380
	Mid-extended	kg	1,030	920	830	670	500	380	280	200
	Min-extended	kg	1,030	820	640	470	310	220	130	90

### FIFTH STAGE EXTENDED 10.23 - 12.42M BOOM LENGTH

Working radius	m	up to 4.5	5.0	6.0	7.0	8.0	9.0	10.0	11.0	12.26	
Outrigger	Max-extended	kg	750	620	480	390	340	300	270	240	230
	Mid-extended	kg	750	620	470	390	320	270	220	170	130
	Min-extended	kg	750	620	400	250	180	130	90	60	10

### SIXTH STAGE EXTENDED 12.42 - 14.61M BOOM LENGTH

Working radius	m	up to 4.9	5.5	6.0	7.0	8.0	9.0	10.0	11.0	12.0	13.0	14.45	
Outrigger	Max-extended	kg	300	270	250	220	200	180	160	140	130	110	100
	Mid-extended	kg	300	270	250	220	200	180	160	120	90	60	40
	Min-extended	kg	300	270	250	220	170	110	80	50	30	20	10

### SEARCHER HOOK SMALL - 500kg

Stowed position

In operation

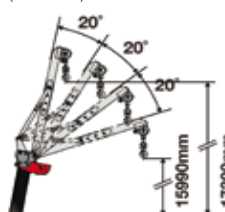
Lifting capacity	500kg sections 1-5
	280kg section 6
Length	800mm
Weight	20kg
Tilt angles	0°, 20°, 40°, 60°

### SEARCHER HOOK

### FLY JIB

### DIMENSIONS

Maximum Load 150kg - 700kg (radius rated)



Maximum Load 150kg - 700kg (angle rated)

