

URW-706-2 (6.0t x 3.0m)

- Total width 1.67m
- Max working radius 18.6m
- Diesel powered and optional mains electric
- Zero length increase with electric option
- Radio remote control as standard
- Working area limitation
- Stowable fly (extension) jib (optional)
- Searcher hook (optional)
- Slew limitation (optional)
- Intelligent throttle activation for economy and ecology



Safe load indicator



The URW-706 is a lifting heavyweight in the mini crane world. With a 6 tonne capacity at 3.0m and a hook height of 19.5m it is one of the highest capacity UNIC cranes in the range, yet at 1670mm wide it is still narrow enough to gain access through a standard double doorway. For added lifting flexibility the URW-706 also features an optional searcher hook and a 3.1m long swing away fly jib, providing a maximum hook height of 22.7m. The new 706-2 hydraulic searcher hook provides a maximum hook height of 25.9m

REMOTES



Standard radio remote control



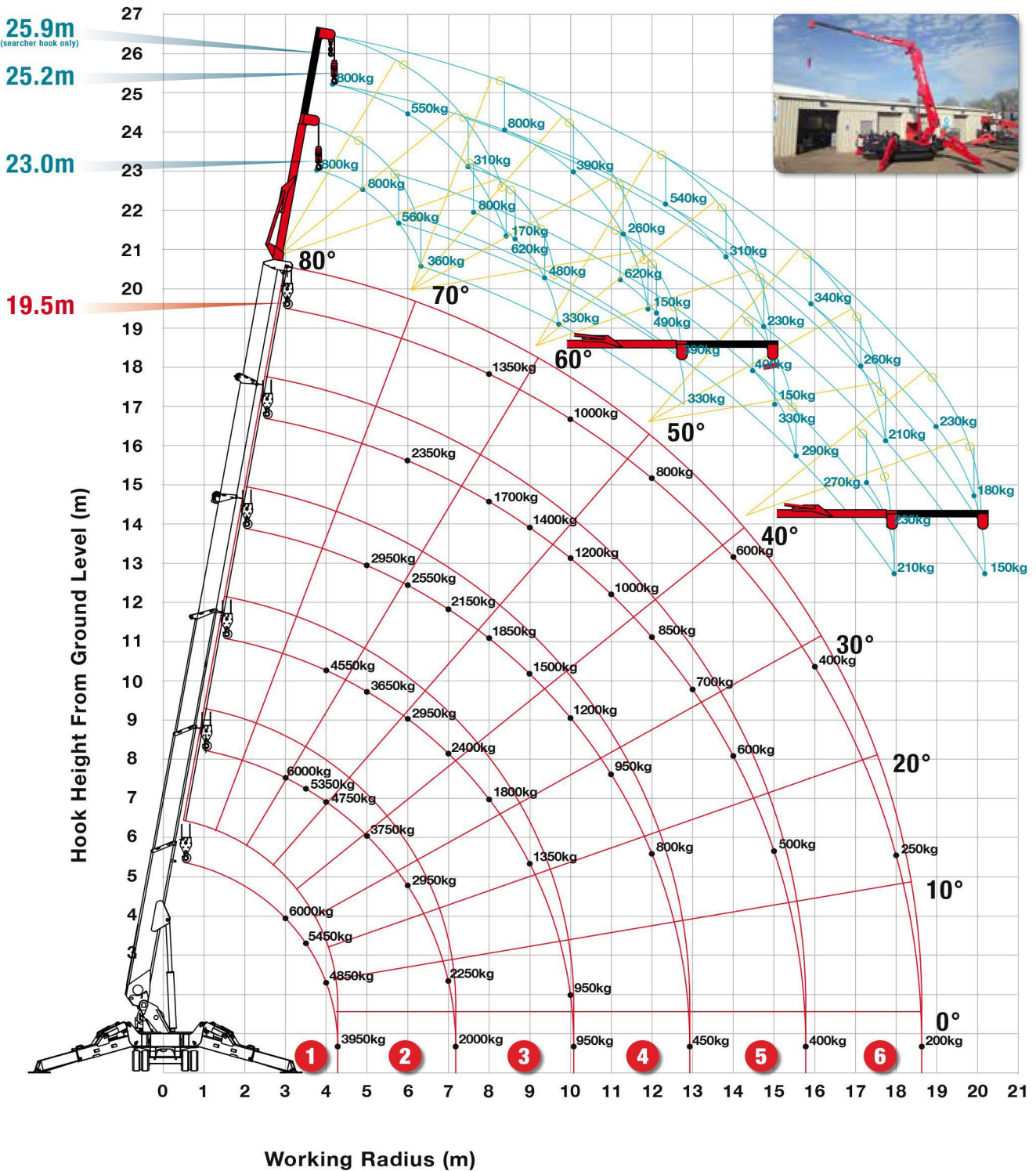
Optional radio remote control with digital feedback

CRANE SPECIFICATIONS

Crane capacity	capacity:	6.0t x 3.0m
Max working radius	max:	18.6m
Max lifting height	approx: URW-706-2:	19.5m (22.7m with second stage manual fly jib) 19.5m (25.2m with hydraulic fly jib, 25.9m with fixed hook)
Rope length	max:	23.75m (4 fall), 49.5m (2 fall), 101m (1 fall)
Dimensions	folded:	5610mm (l) x 1670mm (w) x 2185mm (h)
Weight	unladen:	7920kg + 160kg (8080kg with electric option) + 230kg (8310kg with searcher hook and fly jib attached)
Point loadings	Due to the many variables involved, point loadings are only available on request	
Hook speed	approx:	11m/min (with 5 layers and 4 falls)
Telescopic system	boom length: telescoping speed: boom type:	4.80 - 19.20m 14.4m/52 seconds 6 section hydraulically telescoping boom, hexagonal box construction
Derricking angle/speed	approx:	0 - 80°/16.0 seconds
Stewing angle/speed	approx:	360° (continuous) 2.5min rpm
Traction system	drive: travel speed: gradeability: track ground length: track ground pressure: track width:	hydrostatic 2-speed, stepless forward and reverse 0 - 2.9km/h ± 20° (vertical) 20° (traverse) 2240mm 43.6kPa (0.44kg/cm ²) 400mm
Engine	manufacturer: fuel: maximum output: starting method: tank capacity:	Mitsubishi diesel (electric dual power option) 23.5kW (32.0PS) / 2500min rpm electric 74 litres
Electric motor	power: voltage:	7.5kW 400v AC 50/60hz
Standard equipment	computer controlled moment limiter (safe load indicator), radio remote control, overwinding alarm, computer controlled intelligent voice warning system, multi-function operation by radio remote control, intelligent throttle activation, automatic hook stow, overload warning alarms, overload warning lamps, working area limitation	
Optional equipment	1 fall hook block, 2 fall hook block, mains electric dual power (400v), low marking tracks, slew limitation, searcher hook 800kg, fly jib 800kg with single part line, 800kg capacity hydraulic fly jib (706-2), radio remote control with feedback display, data logging	

URW-706-2 (6.0t x 3.0m)

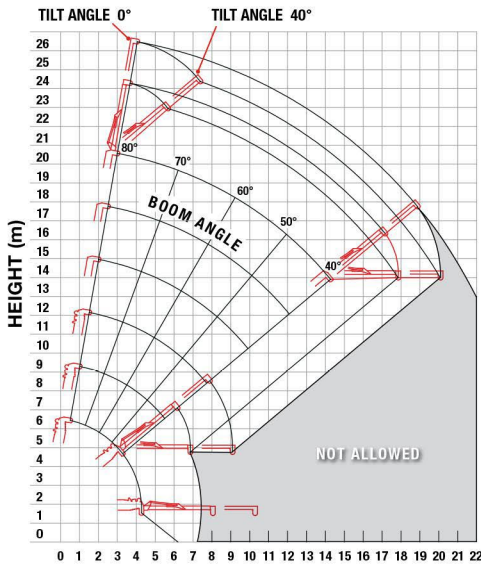
URW-706-2 WORKING RANGE



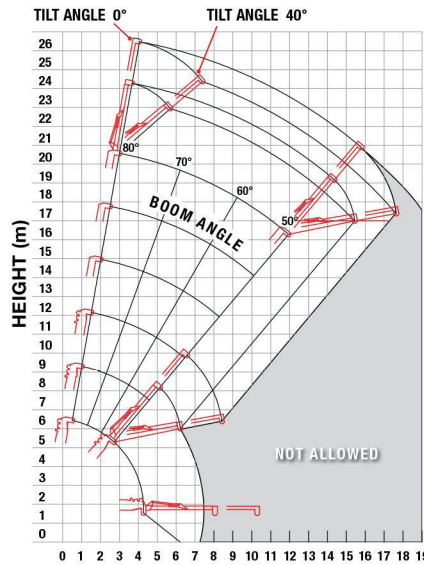
MINI SPIDER CRANE



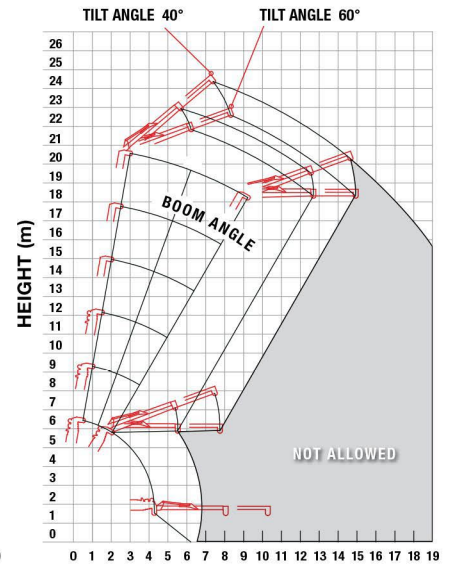
URW-706-2 HYDRAULIC FLY JIB WORKING RANGE



WORKING RADIUS (m) Tilt Angles 0° - 40°
Outriggers extended to maximum and halfway



WORKING RADIUS (m) Tilt Angles 0° - 40°
Outriggers extended to minimum



WORKING RADIUS (m) Tilt Angles 40° - 60°
Outriggers extended to maximum halfway and minimum

Note: The above figures are based on a no-load condition and do not include the deflection of the boom.

FLY JIB NET RATED LOADS (kg) - ANGLE RATED OUTRIGGERS SET TO MAXIMUM

BOOM ANGLE	FLY JIB 1 (3.77m) - TILT ANGLES				FLY JIB 1 & 2 (6.0m) - TILT ANGLES			
	0°	20°	40°	60°	0°	20°	40°	60°
80°	800	800	560	360	800	550	310	170
70°	800	620	480	330	800	390	260	150
60°	620	490	390	330	540	310	230	150
50°	400	330	290		340	260	210	
40°	270	230	210		230	180	150	
30°	NOT ALLOWED				NOT ALLOWED			

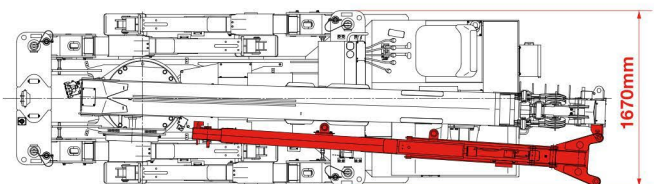
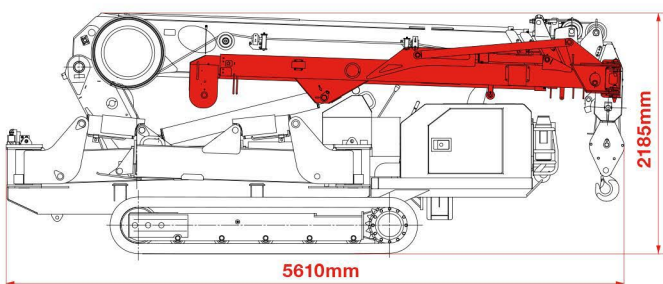
FLY JIB NET RATED LOADS (kg) - ANGLE RATED OUTRIGGERS SET TO HALFWAY

BOOM ANGLE	FLY JIB 1 (3.77m) - TILT ANGLES				FLY JIB 1 & 2 (6.0m) - TILT ANGLES			
	0°	20°	40°	60°	0°	20°	40°	60°
80°	800	800	560	360	800	550	310	170
70°	800	620	480	330	800	390	260	150
60°	620	490	390	330	540	310	230	150
50°	350	310	290		300	260	210	
40°	180	170	160		160	130	120	
30°	NOT ALLOWED				NOT ALLOWED			

FLY JIB NET RATED LOADS (kg) - ANGLE RATED OUTRIGGERS SET TO MINIMUM

BOOM ANGLE	FLY JIB 1 (3.77m) - TILT ANGLES				FLY JIB 1 & 2 (6.0m) - TILT ANGLES			
	0°	20°	40°	60°	0°	20°	40°	60°
80°	800	800	560	360	800	550	310	170
70°	800	620	480	330	800	390	260	150
60°	470	410	390	330	430	310	230	150
50°	200	190	180		180	160	150	
40°	NOT ALLOWED				NOT ALLOWED			
30°	NOT ALLOWED				NOT ALLOWED			

URW-706-2 DIMENSIONS

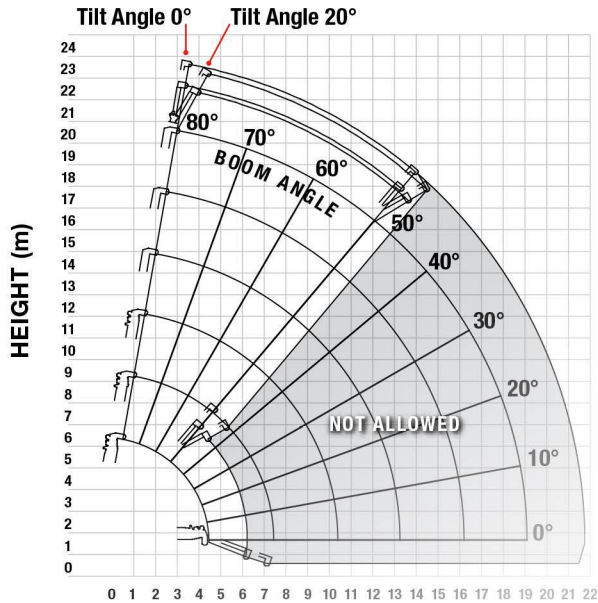


- Lifting capacity 800kg (max)
- Length 3770-6000mm
- Total Weight 480kg
- Tilt angles 0°, 20°, 40°, 60°

MINI SPIDER CRANE

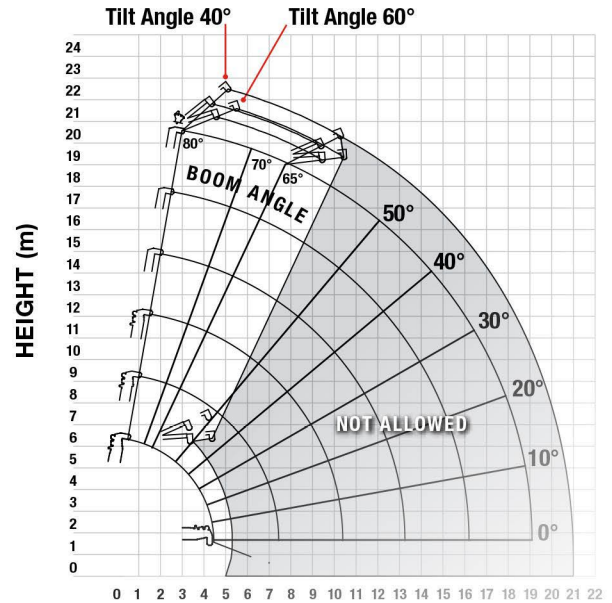


MANUAL FLY JIB WORKING RANGE - 0° & 20°



WORKING RADIUS (m) Tilt Angles 0° and 20°

MANUAL FLY JIB WORKING RANGE - 40° & 60°



WORKING RADIUS (m) Tilt Angles 40° and 60°

Note: The above figures are based on a no-load condition and do not include the deflection of the boom.

FLY JIB - ANGLE RATED

ANGLE RATED	NET RATED LOADS (kg) AT EXTENSION JIB ANGLE			
BOOM ANGLE	0°	20°	40°	60°
80°	800	800	600	600
75°	800	800	600	600
70°	700	700	500	500
65°	600	600	400	400
60°	500	500	NOT ALLOWED	
55°	400	400		
50°	300	300		

Lifting capacity	800kg
Jib length	retracted: 2.11m extended: 3.11m
Weight	205kg
Tilt angles	0°, 20°, 40°, 60°

SEARCHER HOOK - RADIUS RATED

RADIUS RATED	SEARCHER HOOK NET RATED LOADS (kg)		
WORKING RADIUS m	OUTRIGGERS MAX-EXTENDED	OUTRIGGERS MID-EXTENDED	OUTRIGGERS MIN-EXTENDED
7.0	800	800	800
8.0	800	800	610
9.0	800	700	420
10.0	800	550	250
10.5	800	490	200
11.0	650	430	160
11.5	550	370	120
12.0	470	310	100
13.0	330	230	NOT ALLOWED
14.0	260	150	
15.0	210	100	

Lifting capacity	800kg
Length	2.21m



Fly jib stowed position

